

Training and Reference Materials Library / Sample Daily Checklists for Powered Industrial Trucks

Sample Daily Checklists for Powered Industrial Trucks

The following checklists are intended to assist in providing training on OSHA's powered industrial truck operator standards. They are not a substitute for any of the provisions of the Occupational Safety and Health Act of 1970 or for any standards issued by the U.S. Department of Labor's Occupational Safety and Health Administration (OSHA). OSHA wishes to acknowledge that this checklist and related graphics was developed in cooperation with the Industrial Truck Association as part of the OSHA-ITA Alliance.

The OSHA standard for powered industrial truck training [29 CFR 1910.178(l)] requires that an employer provide training to truck operators on a variety of topics. Among these topics are vehicle inspection and maintenance that the operator will be required to perform. The following checklists are being provided as part of OSHA's ongoing effort to assist employers and employees in ensuring that a safe and healthful workplace is provided. The lists serve as a guide only and may not be totally inclusive. Each type of powered industrial truck is unique and checklists pertinent to each type of vehicle should be modified accordingly. It is recommended that the manufacturer's instructions on vehicle maintenance and owner's and operator's responsibilities also be consulted. The OSHA standards for powered industrial trucks must be reviewed to ensure compliance.

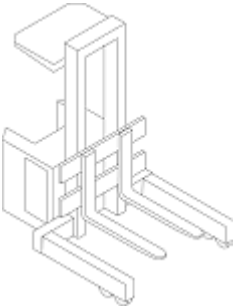
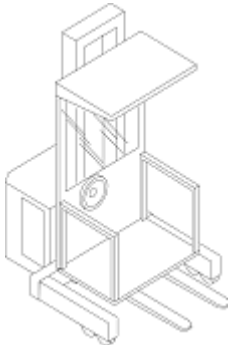
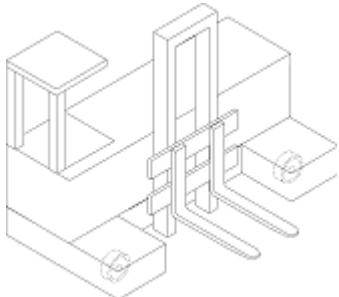
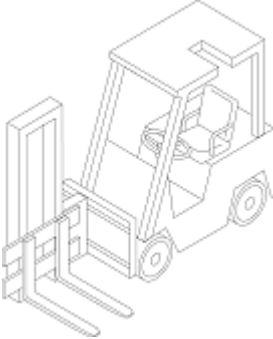
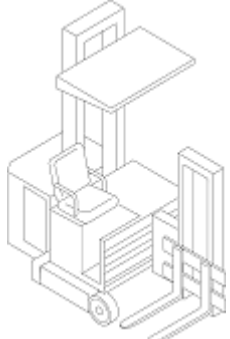
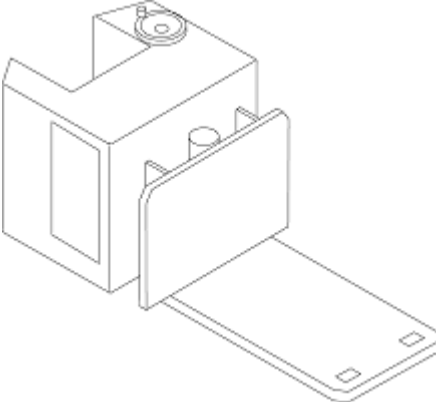
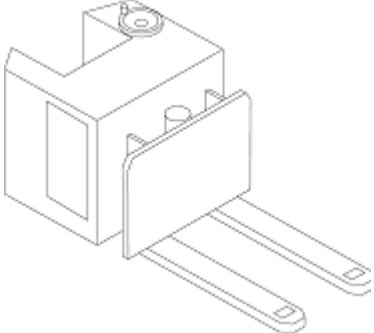
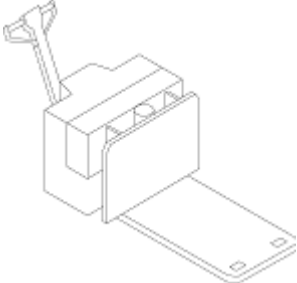
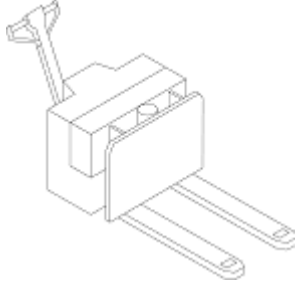
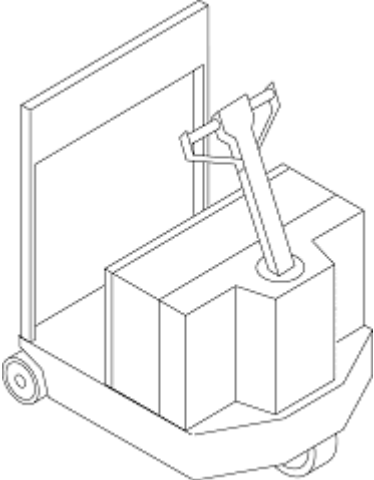
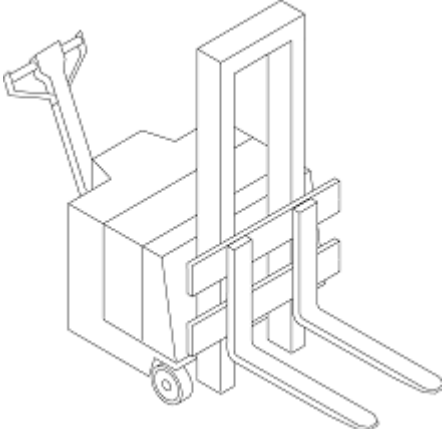
There are two general types of powered industrial trucks: electric (battery) powered and internal combustion engine (gas/LPG/diesel) powered. Each of these general types has a variety of different configurations and attachments. Your workplace may have a variety of trucks that are being operated. ALL OPERATORS MUST BE TRAINED TO OPERATE ALL TYPE OF INDUSTRIAL TRUCKS THEY WILL BE OPERATING.

Daily, pre-shift inspection of powered industrial trucks is required by OSHA standards.

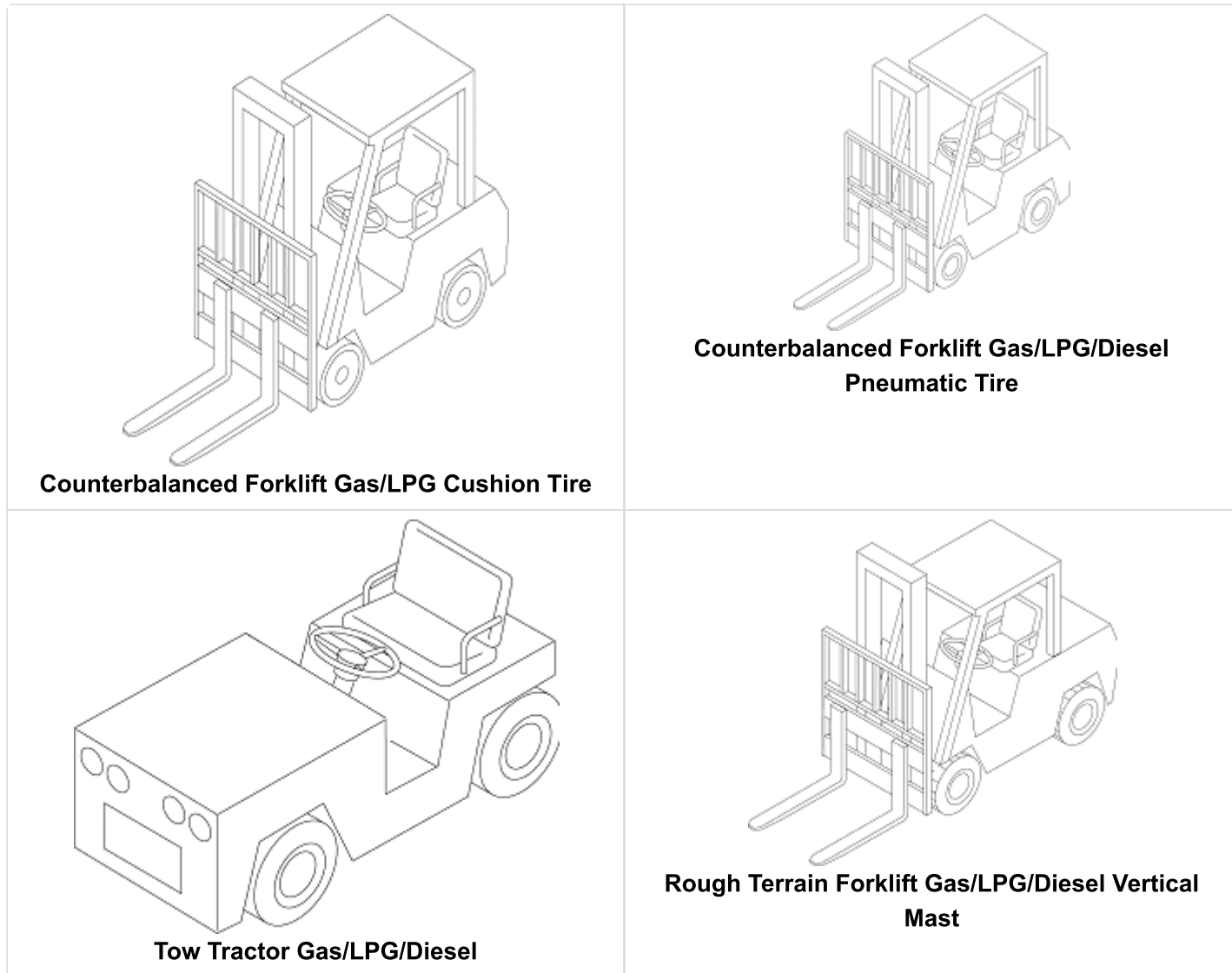
Depicted below are the major types of industrial trucks and some of the most common variations. The drawings of the trucks depicted below are intended to represent the typical configuration of trucks for each type. They do not include all available options, attachments or configurations.

Electric Motor Powered Industrial Trucks



 <p>Narrow Aisle High Lift Straddle</p>	 <p>Narrow Aisle Order Picker</p>	 <p>Narrow Aisle Sideloader Platform</p>
 <p>Narrow Aisle Sideloader High Lift Pallet</p>	 <p>Narrow Aisle Turret</p>	 <p>Narrow Aisle Low Lift Platform</p>
 <p>Stacker Pallet</p>	 <p>Walkie Platform Low Lift</p>	 <p>Walkie Pallet Low Lift</p>
 <p>Tractor Walkie/Rider</p>	 <p>Walkie Pallet High Lift</p>	

Internal Combustion Engine Powered Industrial Trucks - Gas/LPG/Diesel



Daily checklists for each type of industrial truck are available from the truck manufacturer. You may choose to use a checklist for each type of industrial truck in your workplace or compile one that can be used for any type of truck.

Refer to the owner's manual, specifications and manufacturer's recommendations to modify the checklist for trucks being operated in your workplace. Below are sample checklists for internal combustion and electric trucks. These lists can be modified to suit your workplace needs.

Operator's Daily Checklist - Internal Combustion Engine Industrial Truck - Gas/LPG/Diesel Truck

Record of Fuel Added

Date		Operator		Fuel	
------	--	----------	--	------	--

Truck#		Model#		Engine Oil	
Department		Serial#		Radiator Coolant	
Shift		Hour Meter		Hydraulic Oil	

SAFETY AND OPERATIONAL CHECKS (PRIOR TO EACH SHIFT)

Have a **qualified** mechanic correct all problems.

Engine Off Checks	OK	Maintenance
Leaks – Fuel, Hydraulic Oil, Engine Oil or Radiator Coolant		
Tires – Condition and Pressure		
Forks, Top Clip Retaining Pin and Heel – Check Condition		
Load Backrest – Securely Attached		
Hydraulic Hoses, Mast Chains, Cables and Stops – Check Visually		
Overhead Guard – Attached		
Finger Guards – Attached		
Propane Tank (LP Gas Truck) – Rust Corrosion, Damage		
Safety Warnings – Attached (Refer to Parts Manual for Location)		
Battery – Check Water/Electrolyte Level and Charge		
All Engine Belts – Check Visually		
Hydraulic Fluid Level – Check Level		
Engine Oil Level – Dipstick		
Transmission Fluid Level – Dipstick		
Engine Air Cleaner – Squeeze Rubber Dirt Trap or Check the Restriction Alarm (if equipped)		
Fuel Sedimentor (Diesel)		
Radiator Coolant – Check Level		
Operator's Manual – In Container		
Nameplate – Attached and Information Matches Model, Serial Number and Attachments		
Seat Belt – Functioning Smoothly		
Hood Latch – Adjusted and Securely Fastened		
Brake Fluid – Check Level		

Engine On Checks – Unusual Noises Must Be Investigated Immediately	OK	Maintenance
Accelerator or Direction Control Pedal – Functioning Smoothly		
Service Brake – Functioning Smoothly		
Parking Brake – Functioning Smoothly		
Steering Operation – Functioning Smoothly		
Drive Control – Forward/Reverse – Functioning Smoothly		
Tilt Control – Forward and Back – Functioning Smoothly		
Hoist and Lowering Control – Functioning Smoothly		
Attachment Control – Operation		
Horn and Lights – Functioning		
Cab (if equipped) – Heater, Defroster, Wipers – Functioning		
Gauges: Ammeter, Engine Oil Pressure, Hour Meter, Fuel Level, Temperature, Instrument Monitors – Functioning		

Operator's Daily Checklist - Electric Industrial Truck

Record of Fluid Added

Date		Operator		Battery Water	
Truck#		Model#		Hydraulic Oil	
Department		Serial#			
Shift		Drive Hour Meter Reading		Hoist Hour Meter Reading	

SAFETY AND OPERATIONAL CHECKS (PRIOR TO EACH SHIFT)

Have a qualified mechanic correct all problems.

Motor Off Checks	OK	Maintenance
Leaks – Hydraulic Oil, Battery		
Tires – Condition and Pressure		
Forks, Top Clip Retaining Pin and Heel -- Condition		
Load Backrest Extension – Attached		

Hydraulic Hoses, Mast Chains, Cables & Stops – Check Visually		
Finger Guards – Attached		
Overhead Guard – Attached		
Safety Warnings – Attached (Refer to Parts Manual for Location)		
Battery – Water/Electrolyte Level and Charge		
Hydraulic Fluid Level – Dipstick		
Transmission Fluid Level – Dipstick		
Operator's Manual in Container		
Capacity Plate Attached – Information Matches Model, Serial Number and Attachments		
Battery Restraint System – Adjust and Fasten		
Operator Protection Sitdown Truck - Seat Belt – Functioning Smoothly Man-up Truck – Fall protection/Restraining means - Functioning		
Brake Fluid – Check level		
Motor On Checks (Unusual Noises Must Be Investigated Immediately)	OK	Maintenance
Accelerator Linkage – Functioning Smoothly		
Parking Brake – Functioning Smoothly		
Service Brake – Functioning Smoothly		
Steering Operation – Functioning Smoothly		
Drive Control – Forward/Reverse – Functioning Smoothly		
Tilt Control – Forward and Back – Functioning Smoothly		
Hoist and Lowering Control – Functioning Smoothly		
Attachment Control – Operation		
Horn – Functioning		
Lights & Alarms (where present) – Functioning		
Hour Meter – Functioning		
Battery Discharge Indicator – Functioning		
Instrument Monitors – Functioning		

ALL OPERATORS MUST BE TRAINED AND EVALUATED ON THE TYPES OF INDUSTRIAL TRUCKS AND ATTACHMENTS THEY WILL BE OPERATING.

UNITED STATES DEPARTMENT OF LABOR

Occupational Safety & Health Administration
200 Constitution Ave NW
Washington, DC 20210
☎ 800-321-6742 (OSHA)
TTY
www.OSHA.gov

FEDERAL GOVERNMENT

White House
Severe Storm and Flood Recovery
Assistance
Disaster Recovery Assistance
DisasterAssistance.gov
USA.gov
No Fear Act Data
U.S. Office of Special Counsel

OCCUPATIONAL SAFETY & HEALTH

Frequently Asked
Questions
A - Z Index
Freedom of Information
Act - OSHA
Read The OSHA
Newsletter
Subscribe to the OSHA
Newsletter
OSHA Publications
Office of Inspector
General

ABOUT THIS SITE

Freedom of Information Act - DOL
Privacy & Security Statement

Disclaimers

Important Web Site Notices

Plug-ins Used by DOL

Accessibility Statement